


people :: reimagined

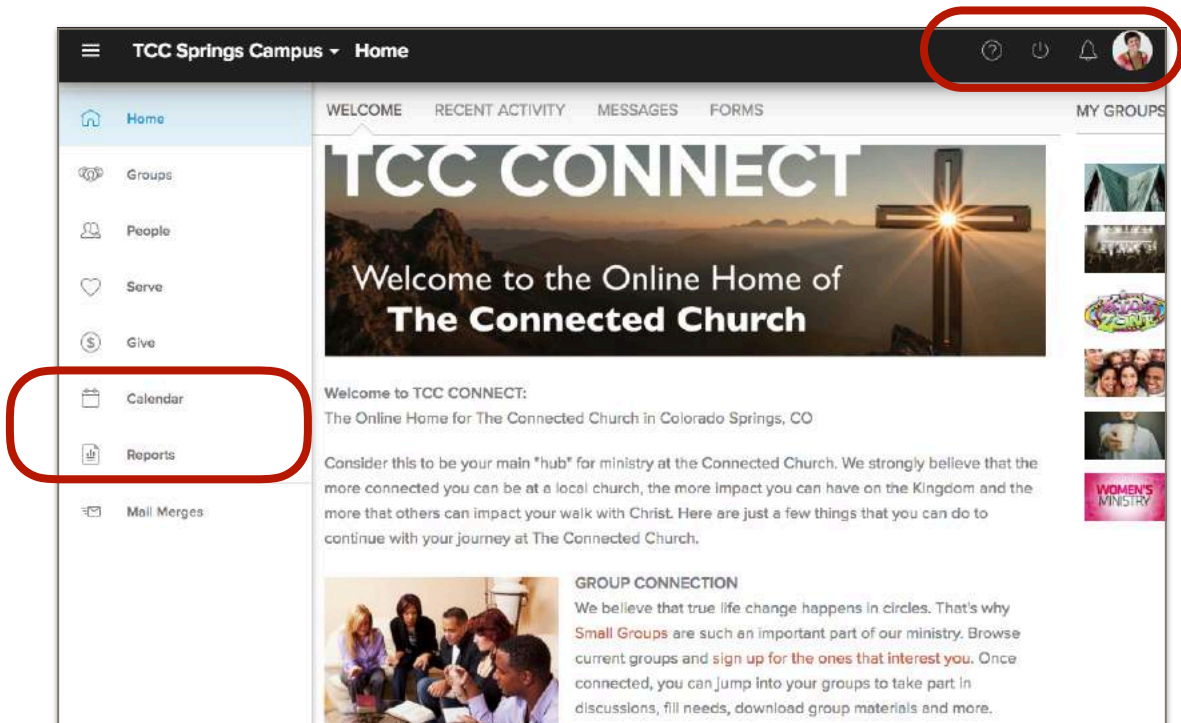
BASIC USER GUIDE



CHURCH COMMUNITY BUILDER

SITE NAVIGATION

There are a few changes to the top and side bar navigation in your site.



Along the top bar, you have your **Profile Picture** which takes you directly to your profile, your **Notifications Bell** to alert you of any tasks needing your attention, the **Log Out** button, and **Help**, where you can search the Help Desk for articles and videos.


The sidebar menu is still where you can navigate to all the other pages in your site, and we have moved **Calendars** and **Reports** to be accessed from this sidebar menu.

PROFILE: ABOUT TAB

Profiles have been completely redesigned to make it easier for you to find the information you're looking for. (And these profiles work great on a phone and tablet, too!)


The screenshot displays a user profile for Erin Randolph. The header features a large background image of a family and a circular profile picture of Erin. Below the header are two tabs: 'ABOUT' (selected) and 'INVOLVEMENT'. The 'ABOUT' tab is divided into several sections:

- Contact Information:** Email (erin@email.com), Mobile ((719) 266-2878), Home (123 Sesame St APT 2, Kings Park, NY 11753), and Mailing (750 Citadel Dr E, Colorado Springs, CO 80909).
- Personal Details:** Birthdate (June 10, 1989), Gender (Female), Marital Status (Married to Aaron Randolph), and Church (TCC Springs Campus).
- Family Members:** A list of family members including Aaron Randolph (Primary), Erin Randolph (Spouse + Member / Partner), Iris Randolph (By + Child), Oscar Randolph (By + Child), and Collin Boyd (Other).
- Additional Information:** Commitment Date (May 24, 2000), How They Heard (Social Media), How They Joined (New to Church), Military Service (None), and News Preference (Email Version).

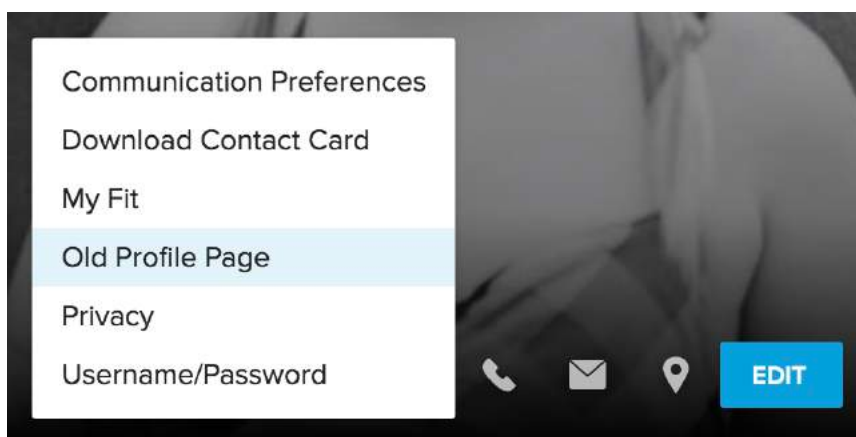
The new **About** tab is where you will find all of the basic info, contact information, and family data about a person. As you hover over specific rows, you may see a  icon, indicating there are additional actions you can take with that information.

PROFILE: TOOLBAR

The top toolbar of your profile is where you will find some of your most common actions.



Edit your profile, map to an address, send an email, and call or text someone with these quick links.

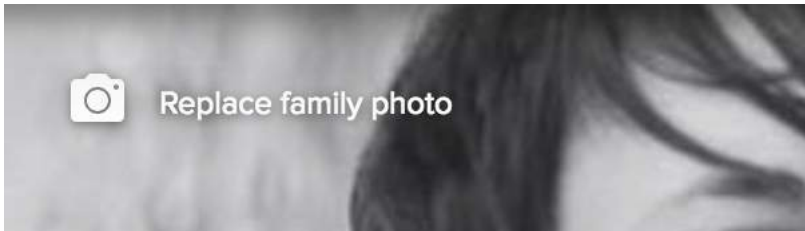


The ellipsis menu in the toolbar is where you can update additional information about yourself. You can also use the **Old Profile Page** link to access the previous version of people profiles.

Note: The Old Profile Page link will only be an option for a limited time.

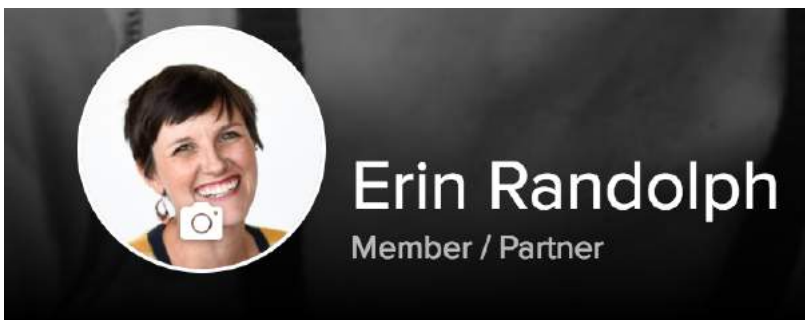
PROFILE: PHOTOS

Easily upload your individual profile photo and family photo.



When you hover over your photos, a camera icon will appear. Click on that icon to upload a new individual or family photo.


(Note: The Family Photo icon is in the top left corner of that image).




If you are replacing your photo while on your phone, you will be able to access your phone's photo library or your camera to snap a quick selfie!

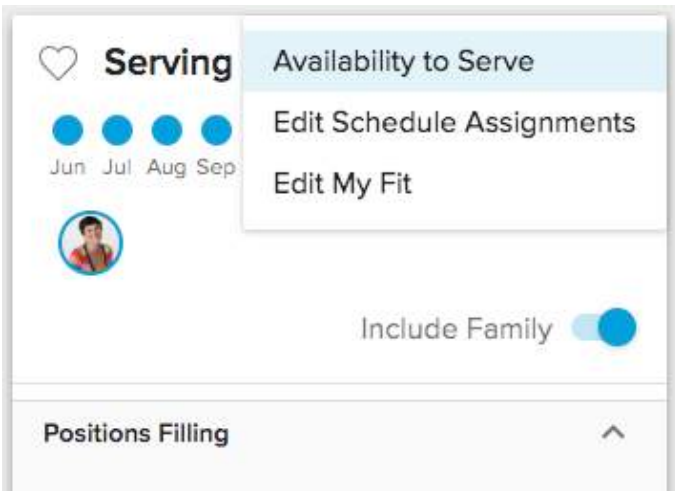
We now restrict the size and ratio of your photos. Profile photos are locked to a square shape, and family photos are now locked to a 16:9 aspect ratio.

When you upload a new photo, we now offer you a cropping tool so you can resize and adjust your image to fit into these new dimensions.

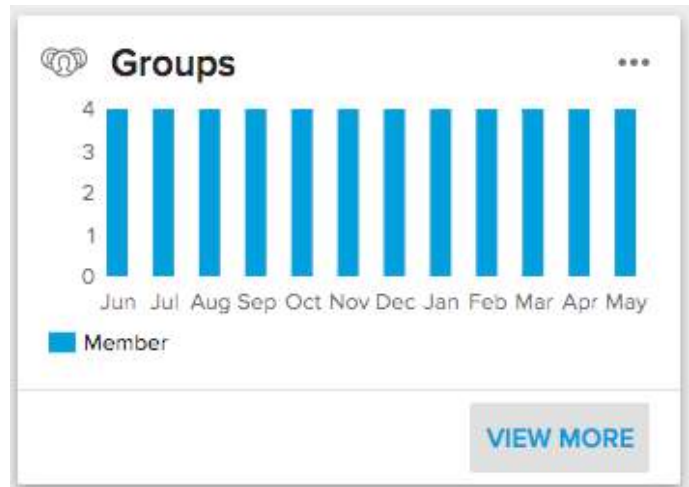


PROFILE: TILES

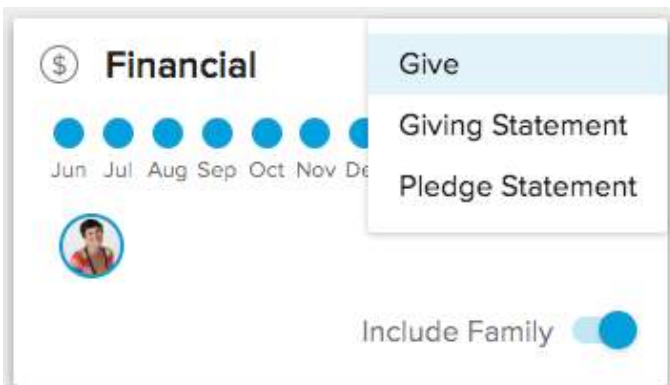
In each tile you'll see a count of how you and/or your family has been interacting in that area of the church. Be on the lookout for the  icon in the top right corner of each tile where you can find additional actions to take.



The **Serving** tile includes your scheduled serving assignments, positions you fill and manage, and needs you coordinate.

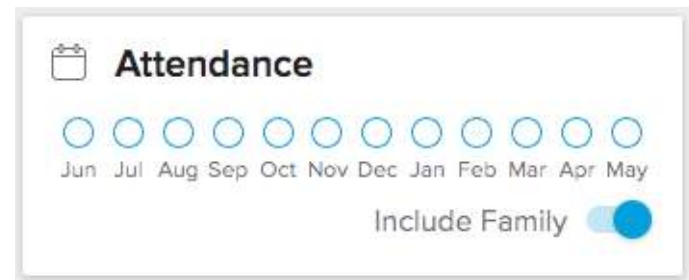


The **Groups** tile shows the number of groups you are in or lead. 'View More' will take you to a page where you can see all of your groups.



The **Financial** tile will give you the history of your individual and family giving to your church, and you can also see any repeating gifts or pledges you have set up.

The ellipsis action menu provides you quick links to create a new online gift, or download your pledge or giving statement. Really handy for tax season!



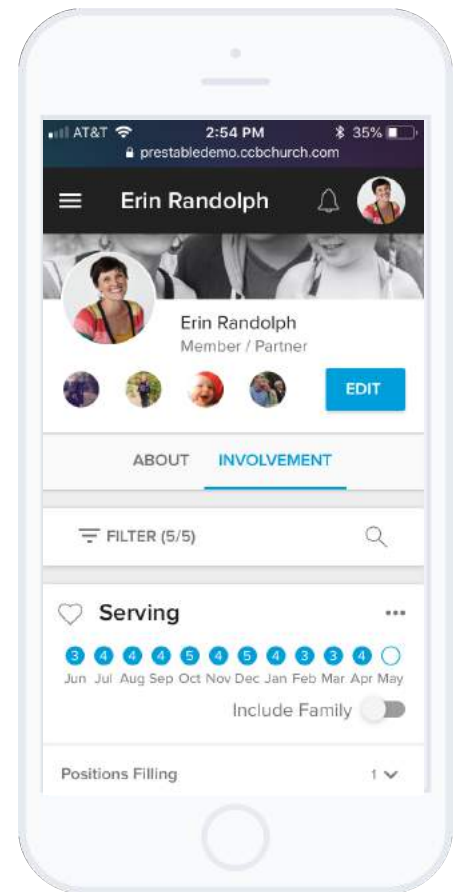
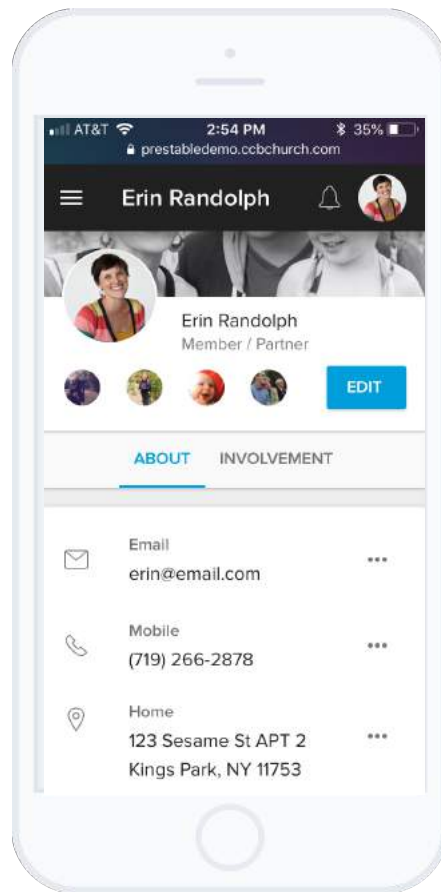
See your attendance history and any events you organized in the **Attendance** tile.



A count of forms you've filled out, and the ability fill out a new form, is in the **Forms** tile.

TRY IT ON A PHONE!

All of these changes have been optimized to work great on a phone or tablet too!



CHURCH COMMUNITY BUILDER